

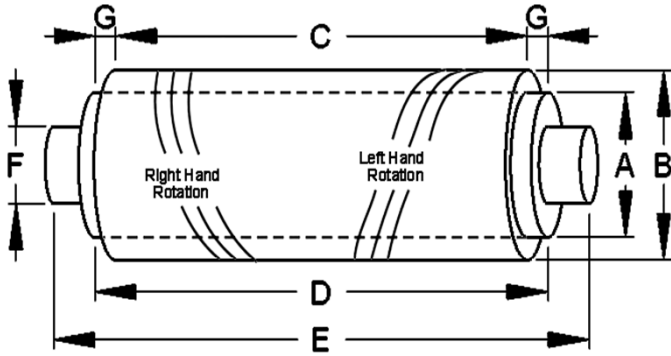
ROLLER SPECIFICATIONS

Customer Name _____ Customer part # _____

20015 176th St. • Big Lake, MN 55309
Ph 763-262-3456 • Fax 763-262-3460

Durometer: _____ Material: _____ Color: _____

ROLLER DIMENSIONS



A = _____ B = _____ C = _____

D = _____ E = _____ F = _____


Rubber Centered On Face: Yes No

(If no fill in left and right face step dimension below)


G Left = _____ G Right = _____

GROOVING

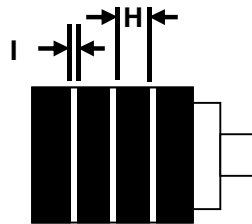
Groove Type (Circle One):



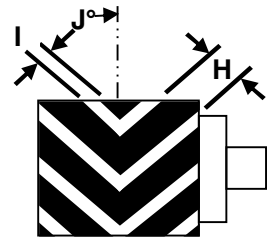
Smooth



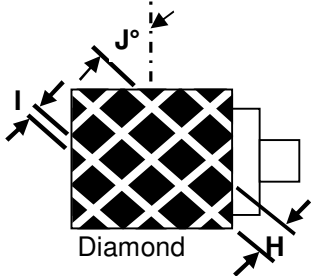
Horizontal



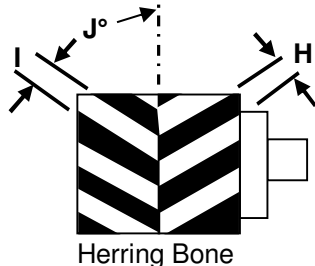
Vertical



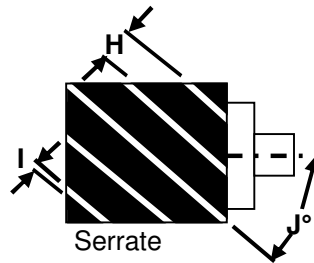
Chevron



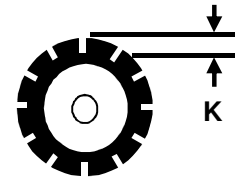
Diamond



Herring Bone



Serrate



Groove Depth

Fill in all that apply to your grooved roller:

Groove Rotation: Right Left Number of Grooves: _____ Grooves Per Inch: _____

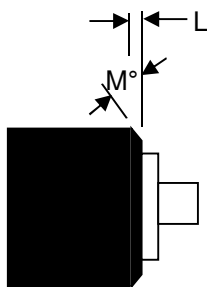
H (Land) _____ I (Groove Width): _____ J° (Angle): _____ K (Groove Depth): _____

ADDITIONAL OPTIONS

Bevel Edges

L = _____

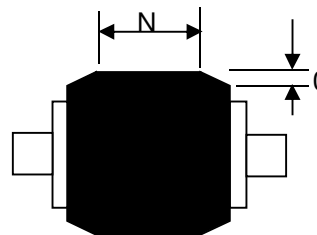
M° = _____



CROWN / TAPER

N = _____

O = _____



Balancing Needed @ _____ RPM'S

_____ Ozs.

Your signature confirms the use of this document as a print. Industry tolerances apply.

Signature _____

Printed name _____

Date _____