


# HOMAG EDGETEQ 4.5 Servo Quick Melt Edgebander

The EDGETEQ Series machines produce perfect edges for small shops to large-scale furniture and component industries who require the highest-quality results. With a wide variety of equipment designed to meet each customer's specific needs for materials, feed speed, aesthetics, and functionality, the EDGETEQ Series has a solution for every challenge.



Product image is for illustration purposes only. Delivered machine may not be the same color or have the same markings as shown in the picture above.

# Features & Details: HOMAG EDGETEQ Series

## **Strength and stability**

The EDGETEQ Series machines are built to withstand even the most challenging applications. HOMAG's industry-leading transport chain design provides accuracy and stability as workpieces make their way through the machine along centrally-lubricated guides. Track pads securely hold the workpiece in place while a steel pressure beam applies even pressure and superior hold at optimum feed rates. For larger applications, the workpiece support and roller guides can be expanded for even greater stability.

## **Customizable features**

The EDGETEQ Series machines transport workpieces effortlessly through a series of programmed processing stages located within the machine. Each stage performs its unique function with absolute accuracy and efficiency. Additionally, the EDGETEQ Series offers multiple features and capabilities within each stage of operation, giving manufacturers the flexibility to customize the machine to meet their specific needs today, while equipping themselves for future growth.

## **Cost-efficient operation**

Set-up, operation and troubleshooting can be performed by a single operator. The EDGETEQ Series easy set-up results in less material waste and faster, safer machine adjustment.

# Features & Details:

## HOMAG EDGETEQ 4.5 Servo

### Basic Construction: strong and stable

- Integrated switch cabinet into the machine frame
- Variable feed speed
- Extendable solid workpiece support track; extends 600 mm
- Automatic chain track lubrication
- Isolation transformer with variable infeed voltage for balancing all 3 phases of incoming power and increasing the lifetime of the machine's electrical components
- Electrical equipment installed according to UL regulations

### Sound Cover

The sound cover is equipped with two doors and a safety interlock system. When the sound enclosure door is opened, the corresponding unit shuts off. End trimming and fine trimming motors are equipped with electronic motor brakes to stop cutter rotation when the hood is opened or when the unit is shut off at the operator control panel.

### Solid infeed fence

- Adjustment of infeed fence via servo motor

### Track

- Industrial chain with industrial chain pads
- Round and flat guidance
- Automatic feed track lubrication system

### Top Hold Down

- 2 rows of staggered rollers
- Smooth upper pressure rollers
- Top pressure roller hold-down; motorized for workpiece thickness adjustment

### Magazine

- Automatic magazine for strip and coil feeding
- Line-controlled guillotine
- Large coil table (800 mm diameter) with built-in rollers to allow 3mm PVC coils
- Edge strip capacity: 0.4 – 8 mm


## Features & Details: HOMAG EDGETEQ 4.5 Servo (continued)

### powerTouch Controller: Simple operator control

This machine features powerTouch touchscreen operation, the most user-friendly and intuitive machine control available. Fit, finish and functionality of the powerTouch control unite to provide a user interface like no other. Ergonomic touch operation controls zooming, scrolling and swiping. It's essentially a tablet computer configured to operate a machine. It's that easy to use. The powerTouch control system is the standardized interface across all HOMAG machinery.

### Hardware

- Full HD wide screen multi-touch display, keyboard, mouse and an industrial PC
- PLC control according to international standard IEC 61131
- USB connection at the operating panel
- Ethernet connection 10/100 MBIT RJ45




### Joint Trimming Unit

The joint trimmer provides a clean, even edge for optimal edgebanding application. Trimming removes material tears, marks from scoring saws and material swelling.


- Infeed fence positioning via servo program control
- 2 motors: 1 clockwise motor, 1 counter-clockwise motor
- Vertical spindle adjustment via digital settings
- Electronic frequency changer for all trimming motors, including electronic motor braking
- Diamond insert tooling accommodates workpiece thickness up to 40mm (60 optional)
- Height adjustment: 3mm
- 100 x 44 x 30mm; Z = 3

## Features & Details: HOMAG EDGETEQ 4.5 Servo (continued)



### Panel Pre-Heating

- Panel pre-heating zone prior to glue application
- 5" zone length for optimum panel heating




### QA-65 N Gluing Unit

The hot melt granulate glue application system is designed for PUR and or EVA adhesives and includes an automatic purge cycle. Pneumatic locking of the unit secures the workpiece at the last inch.

For safety, an automatic temperature reduction feature lowers the glue temperature by 50°C if no workpiece is run over a 15-minute span. The unit reheats in just three minutes.

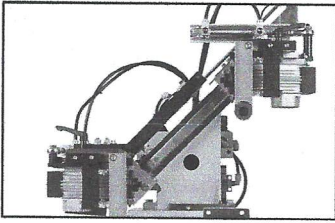
- 2-level system: 350 g with 8-minute heat up time; 800 g with 12-minute heat up time
- Hopper feeding system (**applicable to only the Quick Melt configuration**)
- LED thermostat display indicates glue temperature of both pre-melting unit and glue roller
- Direction of glue rollers is reversible
- Purging of hot melt glue while in the machine for glue type/color change



### Pressure Zone

- Solid pressure zone with one driven main pressure roller and two idle post-pressure rollers
- Motorized positioning of the pressure zone


## Features & Details: HOMAG EDGETEQ 4.5 Servo (continued)



### Double-Motor End Trimming Unit

This straight/chamfer end trimming unit is equipped with 2 motors and electronic motor brakes. For safety, the unit applies a drawing cut system for reduced blade projection when processing thick workpieces.

- Strong linear guidance system, 5 times more rigid than round bars
- Tooling included
- Program-controlled indexing from straight to bevel end trimming
- Dust extraction
- Overhang ability




### MS 40 Multi-Stage Fine Trimming Unit with 2 Radii

This top and bottom trimming unit is equipped with 2 motors and electronic motor brakes.


- Equipped with two (2) 0.55 kW 12,000 rpm trimming motors
- Electronic motor brakes
- Auto-tilt feature
- Servo-controlled to edge thickness
- Nested top copy system
- Four (4) profile choices: Profile 1, Profile 2, Bevel, and Flush Trimming via program control
- Equipped with 2 multi-profile radius cutter heads, including 4 knife carbide inserts

## Features & Details: HOMAG EDGETEQ 4.5 Servo (continued)



### MF 50 Multi-Function Contour Trimming Unit with 2 Radii

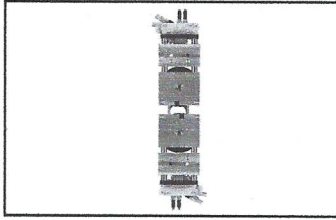
- dual purpose for corner rounding and or continuous trimming of top and bottom edge
- servo-controlled magnetic linear drive course of movement with “soft touch”
- includes two (2) trimming motors 0.4 kW 12,000 rpm; electronic motor brakes
- equipped with radius tooling, HSK 25 system, Impeller design for chip removal
- constant trimming speed for a perfect finish by means of synchronous motor RPM
- servo motor control of the cutter for edge thickness variation
- two position automatic indexing for both radii
- maximum feed speed: 14 m/min (46 ft/min)
- workpiece thickness: 12 – 60 mm
- minimum workpiece length: 160 mm
- maximum edge thickness: 3 mm



### MZ 40 Multi-Stage Profile Scraping Unit with 2 Radii


- Program controlled indexing of in or out of position
- Multi-profile for 2 radii
- Servo-controlled positioning of both vertical and horizontal tracing rollers
- Nested top copy system
- Multi-profile inserts are standard and included

## Features & Details: HOMAG EDGETEQ 4.5 Servo (continued)



### Finish Scraping Unit

Flat knives remove any unwanted material from the trimmed / scraped edge.



### Buffing Unit

This unit smooths edges and optimizes color.

- 2 polishing motors for top and bottom buffing of longitudinal edges
- 2 cloth buffing discs: 150 x 20mm diameter
- Inclinable vertically and horizontally



# Features & Details:

## HOMAG EDGETEQ 4.5 Servo Quick Melt

### Software Preparation for Spray Units

Machine is software prepared for the later addition of the Separating, Lubrication, Anti-Static, and Detergent Spraying Units.

### Workforce Development

A well-trained workforce is essential to realizing the full capabilities of HOMAG equipment, safe and efficient machine operation, increased component and tooling life, and reduced maintenance costs. At the time of installation, basic machine programming, operation, and troubleshooting training is administered onsite by a Stiles Field Service Representative (FSR).

Additional training is available through Stiles University, the industry's only nationally accredited training program. With over twenty regularly-scheduled courses, Stiles University provides comprehensive, hands-on technical and application training as well as best practices designed to equip manufacturers with the skills and knowledge they need to thrive.

Designed to meet customer needs, sessions are offered at any of Stiles University's dedicated training centers nationwide, online, or onsite at the customer's facility (if a more specific, customized training is desired).

Explore upcoming course offerings and/or register online at [www.stilesuniversity.com](http://www.stilesuniversity.com) or contact [classes@stilesmachinery.com](mailto:classes@stilesmachinery.com) for more details.

# Machine Control & Software: HOMAG EDGETEQ 4.5 Servo

## Digital Solutions

### materialManager

- How can I track my edge banding inventory online?

### materialManager and materialAssist Edge (edge rack)

- How can I track my edge banding inventory online and on the production floor?

### DataSave

- Can I easily back up machine production and parameter data?

### productionAnalyzer (MMR Mobile)

- How do I know if my machine is running efficiently?

### MachineBoard

- I would like to monitor machines in real time

### ServiceBoard

- I need help managing machine maintenance

**Want to learn more or need help discovering what's right for you?**

Please visit [www.stilesdigital.com](http://www.stilesdigital.com) or email [stilesdigital@stilesmachinery.com](mailto:stilesdigital@stilesmachinery.com)

## Machine Control & Software: HOMAG EDGETEQ 4.5 Servo (continued)

### ServiceBoard

#### ServiceBoard | annual use in App Plus package

Communication with service partners for fast fault detection by means of creating and sending service cases and video diagnosis - exchange of 3D models and construction plans is thus enabled.

- Keep track of all service cases in an uncomplicated way
- Avoid unplanned interruptions through predictive maintenance (where applicable)
- Access online spare parts store in app
- Review open service tickets previously submitted via the app
- Review solved service cases with documented solutions previously submitted via the app
- Colors indicate the urgency of maintenance activities, such as cleaning a vacuum pump
- Older machines without an internet connection can be used with ServiceBoard
- Integrated video diagnostics

#### Technical requirements

- Details on the technical requirements at [tapio.one/en/ServiceBoard](https://tapio.one/en/ServiceBoard)

Available in all tapio regions. One license is required per machine to be used with ServiceBoard. For "ServiceBoard", a service of tapio, the terms of use (available at [terms.tapio.one/serviceboard/en.html](https://terms.tapio.one/serviceboard/en.html)) apply. As "ServiceBoard" is provided on tapio, registration on tapio is required. The Platform Terms of Use (available at [tapio.one/en/tou](https://tapio.one/en/tou)) apply to membership in tapio.

After expiration of the license period, your license will be automatically renewed at the applicable terms and conditions in the tapio store ([store.tapio.one](https://store.tapio.one)). You will be reminded by email before renewal.

By accepting this offer, the customer allows HOMAG to share all order-related data with tapio. ServiceBoard works in service requests and video diagnosis without machine connection or tapio-readiness. To receive specific services from your service partner, you may need a separate service contract with the responsible service partner, e.g. Homag.

*Note: Delivered machine may not include the package mentioned above. Confirmation of package availability to be determined at time of install.*

# Technical Specifications

**Dimensions** All equipment offered is made to metric standards. Dimensions shown in English measure are approximate and for comparison purposes only.

MATERIAL CAPABILITIES	
Edgeband Thickness Coils	0.4 - 3 mm (0.016 - 0.125")
Edgeband Thickness Strips	0.4 - 8 mm (0.016 - 0.315")
Workpiece Length (minimum)	160 mm (6.3")
Workpiece Width (minimum)	70 mm
Workpiece Thickness	8 - 60 mm (0.32 - 2.4")

UNIT	
Pressure Zone	One Driven, Two Idle Rollers
Joint Trimming Unit (2x)	2.2 kW /12,000 rpm
End Trimming Unit (2x)	.18 kW /12,000 rpm
Fine Trimming Unit (2x)	.55 kW /12,000 rpm
Contour Trimming Unit (2x)	.40 kW /12,000 rpm
Contour Trimming Workpiece Length (minimum)	160 mm (6.3")
Feed Speed	8 - 14 m/min (26.2 - 46 ft/min)
Feed Speed with contour trimming	14 m/min (46 ft/min)

## Technical Specifications (continued)

### ELECTRICAL

Total Power Required	24 kW
Recommended fuse with facility voltage 230v	72 amp
Approx. nominal current 230v	60.2 amp
Recommended fuse with facility voltage 480v	34 amp
Approx. nominal current 480v	28.8 amp
Connection Voltage	200/208/230/440/480/600
Power	3-Phase

\*Stiles recommends to work with a certified electrician according to your state laws and regulations. The recommended fuses are a base line and a true calculation of the facilities power and any fluctuations should be considered by a certified electrician

### DUST EXTRACTION & AIR CONSUMPTION

Port Size	(1x) 120 mm, (6x) 80 mm, (1x) 100 mm
Extraction Volume (minimum)	2636 CFM
Machine Compressed Air	15 CFM, 6 bar (87 PSI), 1/4" ID airline

### MACHINE DIMENSIONS

Length	6073 mm (19.9 ft)
Width	1300 mm (4 ft)
Height	2283 mm (7.5 ft)
Weight	1850 kg (4078 lbs)